



BAGUIER TAILLES ALLEMAGNE




IMPORTANT
vérifiez que votre
imprimante est bien
en echelle 100%



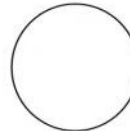
15 1/4




15 1/2




15 3/4



16 1/4



16 1/2




16 3/4




17




17 1/4



17 3/4



18



18 1/4




18 1/2




19




19 1/2




19 3/4




20



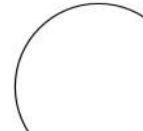
20 1/2




20 3/4




21



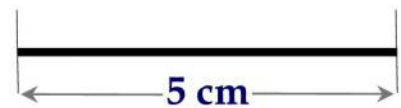
21 1/2



21 3/4



Vérifiez l'échelle avec une règle
Elle doit faire 5 cm pour une bonne
prise de taille.



Pour contrôler la taille de vos bagues
déposez les sur les ronds et vérifiez la
taille correspondante.



Ce baguier vous est offert par Bijouterieonline.com